

*Halton Hills
Quilters' Guild
Newsletter
February
2024*



Halton Hills Quilters' Guild (Established 1991)
P.O. Box 74064, 260 Guelph Street
Georgetown, Ontario, L7G 5L1
www.hhqg.ca

Meetings Held At: Halton Hills Optimist Club
13439 Hwy 7, Georgetown, ON
7 pm – 4th Monday of the month (Sept – June, except Dec)
Note: Jan, Feb and March are on Zoom

2023 – 2024 Executive

President: Ida Jenkins
647-567-3874
Past President: TBD
Vice President: TBD
Treasurer: Irene Rushworth
416-371-2621
Secretary: Donna May
905-873-2453
Program: Melinda Noble
416-562-0981
Newsletter: Barbara Shein
905-702-4135
Membership: Margaret Newey
289 428-1367
Publicity: TBD
Website: Margaret Newey
289 428-1367
Community Outreach: Irene Rushworth
416-371-2621
Workshops: Jane Symmes
905-838-3844
Library: TBD

Non-Executive Positions

BOM: TBD
Hearts & Hugs: Elaine Karton
Sew Chat: Margaret Newey
Photographer: Margaret Newey
Facebook: Margaret Newey
Postcards: Margaret Newey
50/50 Draw: Sabryna Jenkins
Coffee/Tea: Lorna Blanchette
Snacks: By Members- TBD monthly

Hello everyone:

Welcome to March and it's unseasonably warm weather. I hope everyone is taking advantage of it and getting outside. It certainly feels like Spring is just around the corner.

I look forward to meeting everyone on Zoom this Guild meeting and hearing what Patti of Northcott Fabrics has to present.

See you all on March 25th.

Ida

Editor's Note:

There's lots of interesting information in this March issue of the HHQG newsletter. Please take time to review it. You might just find some new (to you) information.

Thanks to everyone who contributed this month.

Barbara

Patti Carey of Patti's Patchwork www.pattispatchwork.com



Patti Carey is a prominent figure in the quilting world and has made significant contributions to the industry especially through her association with **Northcott Fabrics** where she serves as the Vice-President – Public Relations. She headed up the marketing/sample department from 1986 to 2012. This included co-ordinating Northcott's pattern program to support their new fabric collections, as well as liaising with various quilting magazines, book publishers and quilt designers to provide current and inspiring content.

Patti is the creative force behind **Patti's Patchwork**. Her quilt patterns are known for their efficient and time saving methods. She is the inventor of the **E-Z Miter/Lone Star tool**, which simplifies sewing perfect mitered corners and lone stars. She has

also published a book entitled "A Taste of Napa Valley". She was a regular contributor to The Quilter magazine and continues to contribute to the Fons & Porter group of publications. She has had projects published in several quilting magazines and recently designed her first fabric collection, *Vino*, for Banyan Batiks, a division of Northcott. Her patterns include a variety of designs, from scenic panels framed with chevron borders to medallions showcased in octagonal blocks.

Patti's passion for quilting, innovative tools and collaboration with Northcott Fabrics have left a lasting impact on the quilting community.

Currently she travels to quilt guilds and shops to inspire and educate quilters with interesting and entertaining presentations on how fabric is designed, and how to use it to its best advantage. Her comprehensive line of quilt patterns utilizing efficient and time-saving techniques are available through her website at www.pattispatchwork.com.

Patti is available for teaching, e-mail her at patti.carey@northcott.net for more information on her classes.



Quilting Terminology...from Anne Balanyk

Rotary Rulers: Rulers made from Plexiglas type material. They have a raised edge to guide rotary cutters along the edge.

Running Stitch: A style of stitch where the needle goes in and out of fabric in a continual motion.

Sashing: Strips of fabric sewn around or between blocks of a quilt top. These strips are generally joined together by cornerstone blocks or sashing squares. (See Lattice)

Sashing Squares: Squares used to sew sashing together. (See Cornerstones)

Scrap Quilts: Quilts that are made from various fabrics, often scraps from other projects or clothing. There are many patterns for this style of quilt, or you can just start sewing them together and cut them into blocks.

Scrim: A term used in batting where a thin layer of polyester is added to the cotton to be needle punched into, this gives stability to your batting so it won't break apart within your quilt. Scrim adds poly to your batting so it will no longer be 100% cotton.

Seam: The line where two pieces of fabric are joined together by sewing them with thread.

Seam Allowance: The fabric between the sewing line and the raw edge. In quilting it is ¼ inch.

Seam Ripper: A tool used for picking or ripping out sewing stitches.

Selvage: Manufactured finished edge of fabric that prevents fraying before it gets to consumer. This is where you can find the name of the fabric line, company and colors that went into the fabric.

Serging: A method of looped threads over the raw edge of the fabric to finish the edge to prevent fraying. This is a fun way to finish wall hangings.

Setting the Seam: When an iron is set on the seam before pressing it to the side or open depending on your project. Allows the thread to relax into your fabric and become more secure.

Setting: Arrangement of blocks and various fabrics in a quilt. A straight setting is when blocks are placed in vertical and horizontal grid like design. Diagonal is when a block is set on point, resembling a diamond.

Sharps: Sets of extra sharp sewing needles for hand piecing or applique. Many sewers use these for bindings as well.

President's Challenge 2023-2024



For this year's President's Challenge, I would like to challenge you to make a new piece. The piece should be something that sums up what speaks to you and brings you peace.

What speaks to you and brings you peace?

It doesn't have to be a 'thing', as long as, you can articulate it in fabric. Examples: a sunrise, cottage, water, a person's spirit, a feeling, colour or scent.

Workshop - Jane Symmes

Save the Date - Saturday, May 4th

Presenter - Ida Jenkins

Topic: *How to choose fabric combinations for making individual blocks in order to create an interesting finished block with texture and contrast.*

More details to follow ...

Hearts & Hugs



Birthday greetings are ready to go out for March.

Please add the month and day of your birthday when renewing your membership.

Let me know by email of any member who could use words of comfort, get well messages or any other occasion that warrants acknowledgement from our membership.

I will respond accordingly.

~ Elaine

Fat Quarter Draw

As we are meeting currently on Zoom, the FQ draw will resume when we are back to meeting in person.

Facebook... HALTON HILLS QUILTERS' GUILD

www.facebook.com/groups/423151401425899

Please choose the option to "Join Group" and I will add you.

The Facebook group belongs to all of us so let's use it to keep in touch in between meetings.

You can add your own photos and messages to share ideas or ask questions.

Look out for Tips & Tricks Tuesday for great ideas and please add your own, we all can benefit from your wisdom!

Rest assured that our Facebook group page is completely private and nothing you post on there will be visible to anyone other than guild members.



Please send your pictures directly to Irene at:

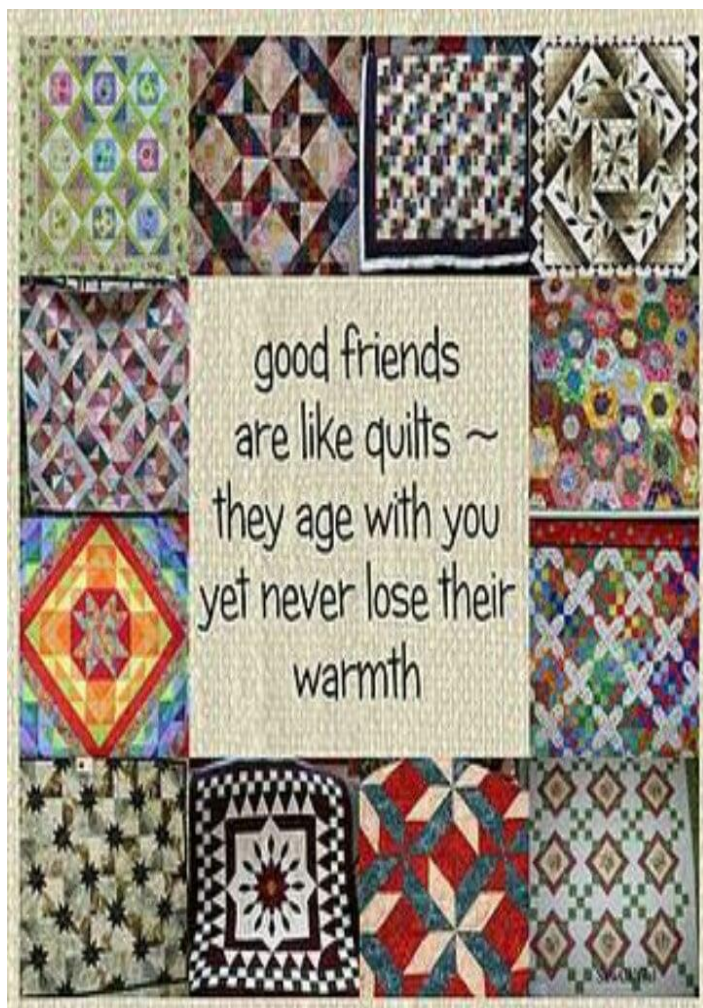
uiso4@outlook.com

by 4:30 pm on the Sunday

before the monthly meeting

I will send you a 'received' response when I get it.

If you do not hear from me, check in!



Website...Margaret Newey

Only a very few of you are actually members of our website at WWW.HHQG.CA so why not pay our website a visit and ask to join. It has general information about us as well as a private "Members Only" area where all of our Executive meeting minutes, monthly meeting minutes, newsletters and more are stored.

Tray Mats – Correction

We collected 153 tray mats, which is correct, but the cushion for next year should be 28. I included 5 that I knew were coming in the total number for the year but failed to add them to the cushion for next year. The cushion should read 28 and I received the extra five last week. I'm sorry for the error.

... Pearl



**The guild's library collection is up for sale!!
Over 300 books**

No tax; no shipping!! 😊😊
Enjoy shopping from the comfort of your home!

FIRST COME – FIRST SERVED

To access the Guild's library list, go to:

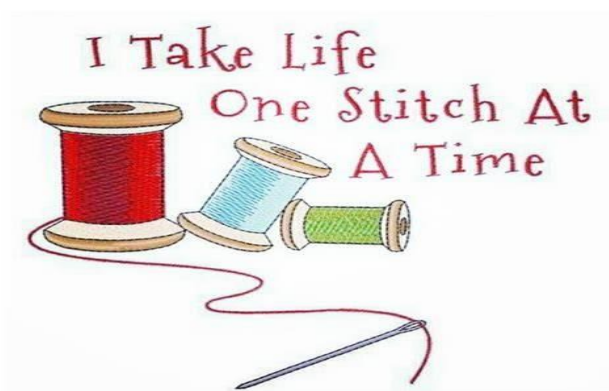
- www.hhgg.ca > Members Only Area > Our Library [bottom right] which takes you to Librarything.com
- The list will show a picture of the cover (with a few exceptions), title and author
- There is also a column labelled Tags which includes the “shelf” number of the book as well as subject headings
- The comments field shows \$ value @80%= “your price”

To order a title (or hopefully several titles 😊):

- Email symmesjane@hotmail.com with the title(s), author, tag *number* and \$ value
- (First come; first served)
- Once I have your list, I will email you the total and we can arrange an e-transfer of funds to the guild (preferred method of payment, but a cheque is acceptable too)
- Once payment has been received, we will arrange to get the books to you

Books are selling slowly but surely - so be sure to get your order in sooner than later
As books are sold, they will be removed from the library list.

Jane Symmes
symmesjane@hotmail.com



Postcard Exchange

Don't forget that your postcards should be made and distributed before the June 2024 meeting.

QUILTING SITES

<i>Website</i>	<i>Description</i>
Boeeinmybonnetco.blogspot.com	Lori Holt - Utah USA - fabric designer for Riley Blake, pattern maker <ul style="list-style-type: none"> - I like her sew your stash u-tube tutorials - scrappy fabric happy colours - more traditional-vintage
Quiltville.com	Bonnie K Hunter- Virginia USA - pattern designer, teacher, author <ul style="list-style-type: none"> - very scrappy - free traditional patterns
Justgetitdonequilts.com	Karen Brown - Local! Member of Toronto Modern Quilt Guild <ul style="list-style-type: none"> - good basic tutorials and free ideas - does live u-tube interviews of other interesting quilters
Thelasthomelyhousehouse.co.uk	Kate Jackson - Northumbria UK <ul style="list-style-type: none"> - traditional, folk art, English paper piecing, u-tube videos - lovely to "sit on the green couch" and just be with this nice lady
Quiltingismytherapy.com	Angela Walters – Missouri, USA <ul style="list-style-type: none"> - modern long arm quilter - u-tube channel is the Midnight Quilter
Sugaridoo.com	Irene Staal -The Hague - pattern designer <ul style="list-style-type: none"> - modern, happy colours, bright paper piecing
Quilt-notes.blogspot.com	Carol Thelen – Texas, USA <ul style="list-style-type: none"> - traditional, scrappy style very good u-tube tutorials
Teresadownunder.com	Teresa Mairal Barreu - Australia <ul style="list-style-type: none"> - pattern designer, u-tube tutorials - no talking
Patchworkfacil.com.br	Eunice Mance – Artesanatos, Brazil <ul style="list-style-type: none"> - no talking u-tube video tutorials
Jordan Fabrics.com	quilt shop with u-tube tutorials and some free patterns
Missouriquiltco.com	quilt shop with u-tube tutorials and some free patterns
Fatquartershop.com	quilt shop with u-tube tutorials and some free patterns
Laundrybasketquilts.com	quilt shop with u-tube tutorials and some free patterns

.....*List submitted by Donna May*

OUTREACH REPORT - IRENE RUSHWORTH

March 2024 - Outreach Quilts

I need to hear from the November Outreach Challenge groups, regarding the progress on your quilt tops! There are a couple of groups I have not heard from, and I need to get the backing and batting and binding for each quilt top ready, to bring to the April in-person meeting. I can't wait for the members to see what a great job you have done with the kit you were provided at the November meeting! Once again, if you want to continue working on sandwiching, quilting and binding the same top prior to the April meeting, we can make arrangements for pickup/drop-off at a location close to you!
Just let me know!

Outreach Kits:

I have a number of beautiful tops that members have made and donated that require sandwiching and quilting.... I also have a few new kits available in different states of construction - from ready to piece to ready to sandwich! If you would like to take one, or you need backing/batting for the kit you have, just let me know the measurements and where would be most convenient to pick up. I do need an update on the status of the quilts you have out, to ensure my inventory 'under construction' is up-to-date!!

Looking forward to hearing from you!

See you on 'Zoom' for the March meeting!

TREASURY REPORT - IRENE RUSHWORTH

Hello to all the members!
Here is an update for the Guild Accounts!

The balances in the accounts as of Feb 29/24 are as follows:

General Account:	\$ 2,069.36
Investment Savings:	\$ 9,881.65
Raffle Account	\$ 1,901.90
Shares	\$ 25.00
Total:	\$13,877.91





.... Website submitted by Irene Rushworth

[Inspired Quilting by Lea Louise](https://inspiredquiltingbylealouise.com)

[Don't Waste Any More Fabric! 5 Must-Have Hacks for Leftover Charm Squares \(youtube.com\)](https://www.youtube.com/watch?v=...)

This video shows 5 different ways to make Disappearing 9 Patch Blocks! Who knew??!!!




Membership...Margaret Newey


We now have 47 members. One of our key goals is to encourage excellence in quilt making by providing a forum for fellowship and exchange of ideas and information. Your membership plays a vital role in achieving that goal. I hope that you will all continue to enjoy the benefits of being part of our quilting community and I look forward to being with you at all of our monthly meetings and workshops that are still in the planning stage.

Newsletter Deadline

~~~ April 4th ~~~

COME JOIN US UPCOMING EVENTS...





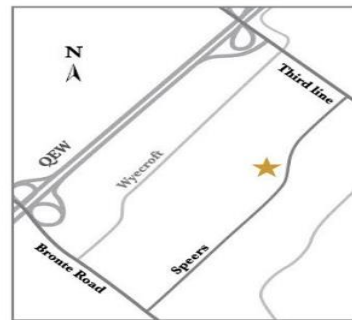
The Oakville Quilters' Guild presents

Quilted EXPRESSIONS Quilt Show

April 19 & 20, 2024
10am - 4pm

\$10 admission
Cash and Debit Accepted

Over 150 quilts
Raffle Quilts
Vendor Market
Tombola & Cafe
Demonstrations



OE Banquet & Conference Centre
2245 Speers Road
Oakville, Ontario
L6L 6X8

One of the 2024 raffle quilts



Presenting...

"It's A Charming Quilt World" Exhibit

In a collaboration with the Grey County Charmer's Quilt Club, Threads that Bind is pleased to present the "It's a Charming Quilt World" exhibit. Join us May 31st and June 1st, 2024 at the Osprey Community Arena to view some of the most charming quilt's you'll ever see.

For details on entering an exhibit quilt, please reach out to us at: 519-922-1010.

Grey County Charmer's Quilt Club & Threads That Bind

presents

"IT'S A CHARMING QUILT WORLD" EXHIBIT

May 31st & June 1st, 2024

Hours: 10:00 AM - 4:00 PM

Location: Osprey Community Arena
494196 Grey Road 2, Feversham ON

Admission: \$7.00 at the door
Accessible Facility | Buses Welcome | Free Parking

Viewer's Choice Voting



info@threadsthatbind.ca | 519-922-1010



Grannie's Wisdom

E C N O T U C E C I W T E R U S A E M
R F D O N T R U S H P L D R M P C P L
E A O B E P R O U D T P B T L N V K K
P S T L B K P J B N L Z N V E T V J V
P K S B L Z T M N A M A B I B M D D R
I Q E N P O M Z N L C D R D G B Y D W
R U B M T D W A T I V E J N N B N R Y
M E E L Y M H D Y D P R I Z K G S R Z
A S H B G E N A I X Y H J E T T X J X
E T T M A J S V E R T Y C T U X D B R
S I Y D X R G O N Y E I T C L W Y W L
E O U N E X T J N D V C T R T M T R V
S N B V K N Q A N D V R T L N P L N Q
U S E B E K Y Y A J O D K I Z N R J X
G N L T R R Z E Z H J Y V T O J D P W
P L S Z T W K N S R V T T Z Y N R P Z
Y I M J B A N O L B K J R W N G S B K
L Y T T T V N M V B N T R M Y B D L D

DONT RUSH

BE PROUD

LISTEN TO EXPERIENCE

FOLLOW DIRECTIONS

TRY ANYTHING

USE SEAM RIPPER

BUY THE BEST

NO SHORT CUTS

ASK QUESTIONS

TAKE ADVICE

NEVER SAY I CANT

MEASURE TWICE CUT ONCE

PLAN AHEAD

Advertiser's Corner... Where to go when you need supplies or assistance.



quilting4pleasure

Ida Jenkins | quilting4pleasure@gmail.com
647-567-3874 | 68 Guernsey Drive



Thimbles & Things

Paula Trecartin
705.326.9357

info@thimblesandthings.com
www.thimblesandthings.com

1282 Brodie Drive
Severn, ON L3V 0V2

Quilt supplies, fabric, patterns, sewing machines, classes & more!



Quilted Memories

- Computerized Machine Quilting Service
- 400 Bolts of 108" Wide Quilt Back
- Basics, blenders, precuts and more!
- Mail-in option

Contact Michelle:

4319 Hartfield Grove,
Mississauga, ON

416-244-2815

quiltedmemories.ca



SEW PRODUCTIVE
SEW CRAFT CREATE

47 Mill Street, Acton
519-853-0007
melinda@sewproductive.ca
Tuesday - Friday 10 AM - 6 PM
Saturday 10 AM - 5 PM
Closed Sunday & Monday

Newsletter Advertising

Monthly Fees:

E-Transfer to: hhgg20@gmail.com

Business card AD - \$10, \$5 for members

¼ page AD - \$20, \$10 for members

½ page AD - \$40.00, \$20 for members

Full page AD - \$75.00, \$35 for members



www.gailberryquilts.com



gail@gailberryquilts.com



How did I ever end up as a Quilter?



It doesn't have to be fancy to make me happy





Paper Pieced Precious
Linda Williams - Quilted by Star

2023 - 2024

SHOW AND SHARE

February
2024

