

**Halton Hills
Quilters' Guild
Newsletter
January
2024**



Halton Hills Quilters' Guild (Established 1991)
P.O. Box 74064, 260 Guelph Street
Georgetown, Ontario, L7G 5L1
www.hhqg.ca

Meetings Held At: Halton Hills Optimist Club
13439 Hwy 7, Georgetown, ON
7 pm – 4th Monday of the month (Sept – June, except Dec)
Note: Jan, Feb and March are on Zoom

2023 – 2024 Executive

President: Ida Jenkins
647-567-3874
Past President: TBD
Vice President: TBD
Treasurer: Irene Rushworth
416-371-2621
Secretary: Donna May
905-873-2453
Program: Melinda Noble
416-562-0981
Newsletter: Barbara Shein
905-702-4135
Membership: Margaret Newey
289 428-1367
Publicity: TBD
Website: Margaret Newey
289 428-1367
Community Outreach: Irene Rushworth
416-371-2621
Workshops: Jane Symmes
905-838-3844
Library: TBD

Non-Executive Positions

BOM: TBD
Hearts & Hugs: Elaine Karton
Sew Chat: Margaret Newey
Photographer: Margaret Newey
Facebook: Margaret Newey
Postcards: Margaret Newey
50/50 Draw: Sabryna Jenkins
Coffee/Tea: Lorna Blanchette
Snacks: By Members- TBD monthly

Hello everyone:

Happy New Year!! I am hoping that everyone had a pleasant holiday and had time to enjoy some good company and delicious food.

Like many of you, I've reviewed my UFO list and made some plans for getting a lot more done in 2024. What New Year's resolutions have you made this year? Do you have a special word to represent your focus for this coming year? The start of a new year is definitely a new beginning where we reset the clock, so to speak, and make big plans. My brain keeps going in fast forward just thinking about all that I have planned to do. So, this year I have decided that my focus for the year will be "taking it slower". This is going to be a huge challenge for me since I usually want to have things done, like yesterday! LOL

I am looking forward to another year of quilting activities with the Guild, classes I plan to attend and a retreat. I can't wait to see what Melinda has in store for our January meeting.

Make plans this year, get involved, try something new. Whatever strikes your fancy! It is never a waste of time.

Just a reminder that the next few meetings will be on Zoom.

Take care everyone, see you all soon on Zoom.

Ida

Program ~~~ Melinda Noble



It took a few decades, but Bobbie Gentili finally found the right outlet for her lifelong creativity and love of mathematics when she was introduced to modern quilting. She now spends every waking moment designing quilt patterns, curating beautiful fabrics, and teaching quilters how to level up their skills, so they can rock any quilt making challenge. Bob's patterns feature bold, geometric designs, playing with curves and long strips to give a sense of movement. She finds inspiration in science, nature, and geeky culture.

Bob lives in Toronto, Ontario, Canada, where her husband, 2 young children, and cats enjoy any scraps of her attention that can be stolen from quilting.

I don't believe that quilts have to be perfect to be beautiful.
Each quilt is a story that you write, in fabric and thread. It's a way to express what's in your heart, and wrap it around the ones you love.



I do believe that there can be enormous satisfaction in mastering a skill, and I love teaching quilters to level up their piecing and quilting, so they can rock any quilt making challenge.



Quilting Terminology...from Anne Balanyk

Grain: The direction of threads running through a woven fabric.

Half Square Triangles: A triangle that is created when you cut a square from one corner to opposite corner (45-degree angle). Straight of grain is on the short, outer sides of the triangle.

Interfacing: The term for a variety of materials that are used on the wrong side (either fused or sewn in) of a fabric to give it more stability or loft or whatever the desired effect may be.

Jelly Roll: Fabric cut into 2 ½ inch strips and wound into a roll. Used for strip piecing and other various patterns, and also binding.

Lattice: Same as sashing. A border around blocks of a quilt, most often it is called square.

Loft: Loft is another word for thickness. The higher the loft of batting the thicker the quilt, this does not necessarily mean the warmer your quilt. There are wool battings that are very thin and super warm. **The thicker your batting, the more difficult it will be to baste.

Mitered-Corners: A binding strip that is sewn and folded at a 45-degree angle at each corner, giving the appearance of a frame corner.

Negative Space: Unoccupied area that surrounds another shape in a project. Negative space can be in a block or the area surrounding a block. It encompasses the areas and flows in, around and between quilt blocks.

Notions: Small accessories used to aid in sewing and quilting: scissors, needles, thread, seam ripper, zippers, etc.

On Point: A block that is placed at a 45-degree angle on the quilt top.

Patchwork: The art of sewing small pieces of fabric together to make a larger fabric or design.

Piecing: Process where fabric pieces are sewn together to form a block, garment or quilt.

Pressing: An iron is used to press a seam after stitching. You do not move the iron around, as that would cause stretching or distortion of the seam. Instead, set the iron onto the seam, lift and set again. Repeat until seam is pressed.

Quarter Inch Foot: Presser foot that has a guide to achieve a ¼ inch seam.

Quarter-Square Triangle: Triangle made when you cut a square diagonally twice from corner to opposite corner at 45-degree angles. Making an X in center of block. Straight grain will be on the long edge of triangle. You will obtain 4 triangles from one square.

OUTREACH REPORT – IRENE RUSHWORTH

November 2023 - Outreach Challenge

Thanks to all who attended and participated in the Outreach Challenge night at our November 2023 meeting! We had a great time and am really looking forward to seeing the completed tops!! For those of you who took the tops home to finish stitching, let me know the finished sizes so I can get the batting and backing ready. Since we are not in person again until the April 2024 meeting, if you want to continue working on sandwiching, quilting and binding the same top, we can make arrangements for pickup/drop-off at a location close to you!

Outreach Kits:

Looking forward to seeing the progress on the kits that are out for completion! There are a few new kits available in different states of construction - from ready to piece to ready to sandwich! If you would like to take one, or you need backing/batting for the kit you have, just let me know the measurements and where would be most convenient to pick up.

Looking forward to hearing from you!
See you on 'Zoom' for the January meeting!

Thanks,
Irene

Hearts & Hugs



Birthday greetings are ready to go out for January.

Please add the month and day of your birthday when renewing your membership.

Let me know by email of any member who could use words of comfort, get well messages or any other occasion that warrants acknowledgement from our membership.


I will respond accordingly.

~ Elaine

Postcard Exchange

The postcard exchange registration is now closed.

We have 6 members participating in this year's





**The guild's library collection is up for sale!!
Over 300 books**

No tax; no shipping!! 😊😊
Enjoy shopping from the comfort of your home!

FIRST COME – FIRST SERVED

To access the Guild's library list, go to:

- www.hhqq.ca > Members Only Area > Our Library [bottom right] which takes you to Librarything.com
- The list will show a picture of the cover (with a few exceptions), title and author
- There is also a column labelled Tags which includes the "shelf" number of the book as well as subject headings
- The comments field shows \$ value @80%= "your price"

To order a title (or hopefully several titles 😊):

- Email symmesjane@hotmail.com with the title(s), author, tag *number* and \$ value
- (First come; first served)
- Once I have your list, I will email you the total and we can arrange an e-transfer of funds to the guild (preferred method of payment, but a cheque is acceptable too)
- Once payment has been received, we will arrange to get the books to you

(As books are sold, they will be removed from the library list)

TREASURY REPORT - IRENE RUSHWORTH

Hello to all the members!
Here is an update for the Guild Accounts!

The balances in the accounts as of Dec 31/23 are as follows:

General Account:	\$ 1,916.52
Investment Savings:	\$ 9,876.77
Raffle Account	\$ 1,901.74
Shares	\$ 25.00
Total:	\$13,720.03



Fat Quarter Draw

*As we are currently on Zoom until
April, the FQ draw will resume
when we are back to meeting in*

Facebook... HALTON HILLS QUILTERS' GUILD

www.facebook.com/groups/423151401425899

Please choose the option to "Join Group" and I will add you.

The Facebook group belongs to all of us so let's use it to keep in touch in between meetings.

You can add your own photos and messages to share ideas or ask questions.

Look out for Tips & Tricks Tuesday for great ideas and please add your own, we all can benefit from your wisdom!

Rest assured that our Facebook group page is completely private and nothing you post on there will be visible to anyone other than guild members.



Please send your pictures directly to Irene at:

uiso4@outlook.com

by 4:30 pm on the Sunday

before the monthly meeting

I will send you a 'received' response when I get it.

If you do not hear from me, check in!



Website... Margaret Newey

Only a very few of you are actually members of our website at WWW.HHQQ.CA so why not pay our website a visit and ask to join. It has general information about us as well as a private "Members Only" area where all of our Executive meeting minutes, monthly meeting minutes, newsletters and more are stored.

Membership... Margaret Newey

We now have 45 members. Please join me in welcoming Katherine Pulford.

One of our key goals is to encourage excellence in quilt making by providing a forum for fellowship and exchange of ideas and information. Your membership plays a vital role in achieving that goal. I hope that you will all continue to enjoy the benefits of being part of our quilting community and I look forward to being with you at all of our monthly meetings and workshops that are still in the planning stage.

10 REASONS FOR BUYING FABRIC...from Margaret Newey

- 1• *It insulates the closet where it is kept.*
- 2• *It keeps the economy going. It is our patriotic duty to support sheep farmers, textile mills and fabric shops.*
- 3• *It is less expensive and more fun than psychiatric care. It's not immoral, illegal or fattening. It calms the nerves, gratifies the soul and makes me feel good.*
- 4• *Because it is on sale.*
- 5• *I'm participating in a contest – the one who dies with the most fabric wins.*
- 6• *I need extra weight in the trunk of my car for traction on snowy and icy roads. This is important even in summertime – you never know when the weather will change.*
- 7• *Because I'm worth it!*
- 8• *Like dust, it's good for protecting previously empty spaces in the house... the ironing board, the laundry hamper, the dining room table...*
- 9• *Stress from dealing with the Fabric Control Officer (My husband made me do it)*
- 10• *Buy now before your husband retires and goes with you on all your shopping expeditions*

Workshop -Jane Symmes

The Cathedral Window workshop is planned for January 27th at the Halton Hills Optimist Club. Limited spaces are still available but you have to act fast if you are interested in attending.

I am working on a second workshop this Spring. Please let me know of any particular technique or quilt block you'd like to see offered as a workshop.

905-838-3844

symmesjane@hotmail.com



Newsletter Deadline

~~~ February 2<sup>nd</sup> ~~~

# Puzzle Fun ~~~ Fabric Terms – Vol. 1

|   |   |   |   |   |   |   |   |   |   |   |   |   |   |   |   |   |   |   |   |
|---|---|---|---|---|---|---|---|---|---|---|---|---|---|---|---|---|---|---|---|
| S | J | N | Q | F | C | U | L | S | W | X | L | F | E | R | C | C | B | F | Q |
| C | I | J | I | O | J | P | C | F | Y | S | B | G | U | M | A | Z | W | P | F |
| X | G | D | M | A | E | F | U | X | E | N | D | O | O | V | R | Q | D | A | T |
| W | F | B | I | R | R | N | Y | T | M | E | T | Q | U | G | D | Z | E | Z | O |
| Q | E | D | M | F | J | G | E | K | V | K | L | H | X | A | I | N | T | F | L |
| D | D | N | H | T | I | X | F | L | T | H | N | Y | E | B | N | P | N | T | E |
| Q | R | R | K | U | T | L | E | F | X | E | T | L | O | T | G | E | I | E | Y |
| B | I | A | S | I | V | S | A | R | O | I | I | H | L | N | I | U | R | N | D |
| D | M | T | L | C | O | E | P | M | C | F | I | B | R | E | V | C | P | T | V |
| C | E | E | V | A | E | W | H | I | E | K | M | O | S | V | R | C | Z | E | N |
| R | L | T | H | S | N | V | T | T | A | N | S | R | L | O | S | H | M | R | B |
| R | D | O | S | Q | D | S | K | S | O | G | T | G | P | W | D | D | A | I | N |
| Q | C | T | G | R | A | T | B | G | D | L | G | M | W | G | S | Y | P | N | H |
| Y | N | S | G | L | O | D | K | E | S | B | C | Q | G | W | B | I | G | G | R |
| V | Y | C | E | P | L | W | I | E | T | T | L | E | I | F | B | I | R | V | W |
| X | M | S | G | R | S | U | K | S | H | H | V | E | L | N | U | I | A | I | G |
| S | T | R | E | T | C | H | O | W | B | H | T | I | N | B | P | Q | I | A | D |
| W | B | N | J | G | N | N | V | Y | P | G | S | C | V | D | U | P | N | K | P |
| D | A | Z | Q | U | U | Q | Y | F | L | A | R | U | T | A | N | O | C | O | B |
| P | A | Z | W | R | N | O | I | T | C | U | R | T | S | N | O | C | D | C | E |

Bias

Construction

Fibre

Natural

Stretch

Weave

Blend

Double Cloth

Filament

Off Grain

Synthetic

Worsted

Carding

Dye Lot

Grain

Printed

Tentering

Woven

Combed

Elasticity

Nap

Selvedge

Textile


Yarn


Words can go in any direction.

Words can share letters as they cross over each other.



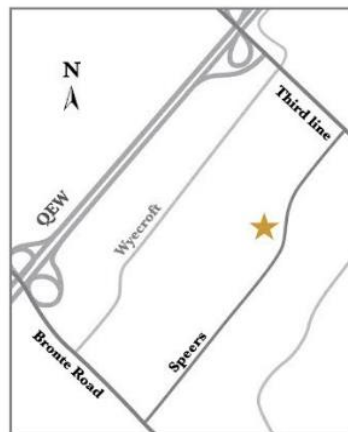
# COME JOIN US UPCOMING EVENTS...



  
 The Oakville Quilters' Guild presents  
*Quilted*  
 EXPRESSIONS  
 Quilt Show

April 19 & 20, 2024  
 10am - 4pm  
 \$10 admission  
 Cash and Debit Accepted

Over 150 quilts  
 Raffle Quilts  
 Vendor Market  
 Tombola & Cafe  
 Demonstrations



OE Banquet & Conference Centre  
 2245 Speers Road  
 Oakville, Ontario  
 L6L 6X8

One of the 2024 raffle quilts



## *President's Challenge 2023-2024*



*For this year's President's Challenge, I would like to challenge you to make a new piece. The piece should be something that sums up what speaks to you and brings you peace.*

*What speaks to you and brings you peace?*

*It doesn't have to be a 'thing', as long as, you can articulate it in fabric. Examples: a sunrise, cottage, water, a person's spirit, a feeling, colour or scent.*

***Advertiser's Corner... Where to go when you need supplies or assistance.***







Ida Jenkins | quilting4pleasure@gmail.com  
647-567-3874 | 68 Guernsey Drive



**Paula Trecartin**  
705.326.9357  
info@thimblesandthings.com  
www.thimblesandthings.com

1282 Brodie Drive  
Severn, ON L3V 0V2

Quilt supplies, fabric, patterns, sewing machines, classes & more!


- Computerized Machine Quilting Service
- 400 Bolts of 108" Wide Quilt Back
- Basics, blenders, precuts and more!
- Mail-in option

Contact Michelle:

4319 Hartfield Grove,  
Mississauga, ON

416-244-2815

quiltedmemories.ca



**SEW PRODUCTIVE**  
SEW CRAFT CREATE

47 Mill Street, Acton  
(John Street entrance)  
519-853-0007  
[melinda@sewproductive.ca](mailto:melinda@sewproductive.ca)

Tuesday - Friday 10 AM - 6 PM  
Saturday 10 AM - 5 PM  
Closed Sunday & Monday

**Newsletter Advertising**

**Monthly Fees:**

E-Transfer to: [hhqg20@gmail.com](mailto:hhqg20@gmail.com)

Business card AD - \$10, \$5 for members

¼ page AD - \$20, \$10 for members

½ page AD - \$40.00, \$20 for members

Full page AD - \$75.00, \$35 for members



November  
2023  
Outreach  
Sewing

