



Established 1991

Halton Hills Quilters' Guild Newsletter

Oct 2019



Halton Hills Quilters Guild

P.O. Box 74064, 260 Guelph Street
Georgetown, Ontario, L7G 5L1

www.hhqg.ca

Meetings Held At:

Hillcrest United Church
8958 Trafalgar Rd., North of Steeles Ave., near Hornby
7pm - 4th Monday of the month Sept - June, except Dec

2019 - 2020 Executive

President:	Teresa Jarvis 289-878-7365
Past President:	Sue Luque 905 - 877-8602
Vice President:	TBA
Treasurer:	Vivian Desrochers 905-878-7964
Secretary:	Nancy Perreault 905 451-9190
Website:	Sue Luque
Program:	Irene Rushworth 416-371-2621 Judy Ferguson 416-543-2355
Membership:	Marg Brown 905-878-4980
Library:	Jane Symmes 905-838-3844
Workshops:	Ida Jenkins 416-744-3874
Community Outreach:	Vivian Desrochers 905-878-7964
Publicity:	TBA
Newsletter:	Irene Rushworth 416-371-2621

Non-Executive Positions

BOM:	Mary Dodd Marian Baidacoff
Hearts & Hugs:	June Ball
50/50 Draw:	Jane Symmes
Photographer:	Anne Balanyk
Snacks:	Joy Schmidt Maryann Ellwood
Sew & Chat:	TBA
Retreat:	Judy Mair

President's Message - Teresa

*"I'm so glad I live in a world where
there are Octobers!"
Anne of Green Gables*



Fall.... my favourite time of year. Who else loves the smells of turkey roasting, apple and pumpkin pies baking, and snuggling under those cozy quilts once the colder weather arrives?

Vibrant colours surround us and falling leaves give us a sense of the passing of time and seasons. I will just mention that in Australia (where I'm from) our harvest occurs during Easter, and for that matter, Christmas is in the middle of summer! I do so like living in the Northern Hemisphere now. where the cultural observances match the season.

Attending the Milton Fall Fair was a special pleasure for me this year. To see so many of our Guild members entering their works of art and receiving ribbons was wonderful. Congratulations!

A safe and Happy Thanksgiving to you all!

Teresa


Program - Irene Rushworth & Judy Ferguson



Our Guest Speaker is Judy Pearce and her trunk show is:

**"Three Grand People and How
They Inspired my Quilting"**

Judy Pearce is a mostly self taught artist who lives in an empty nest with her husband and 3 year old rescued Mexican street dog.. Every Sunday evening, the nest fills to overflowing when her family, including 5 grandchildren, arrive for dinner with all the fun and chaos that comes with having 5 grandchildren in 5 years. 13 years ago, when the nest emptied, they downsized to a smaller nest so Judy could end employment outside the home and focus on her unsatisfied passion for art.



At that time, she was drawing commissioned pencil crayon portraits, also dabbling with fabric and quilting which were unfulfilled interests beginning in childhood and middle school home economics classes. Picking up a Diane Gaudynski book on machine quilting at the Kitchener Public Library was a life changing event. When the suggestion was made to combine her love of fabric and love of portraiture, her world changed. It's been quite some time since she has picked up a pencil crayon (except to see how they might work on fabric!). About 11 years ago she joined both the New Hamburg Relief Sale quilt committee and then, the Waterloo County Quilters Guild. She is passionate about the yearly quilt



auction and the resulting benefit to the Mennonite Central Committee. Being on this committee has led to a greater understanding of her roots in traditional quilting. She is also very grateful for the connections and friendships made at the guild. Through these connections she has been introduced to a wealth of quilt teachers, workshops and exhibits providing endless techniques to play with, ideas and inspiration.

Judy is honored and delighted to come and share her quilt journey with you.

2019 - 2020 Post Card Exchange - Sue Luque


Hi Everyone,

On Sept 24th I sent out an email to the people participating in the HHQG Post Card exchange.

Please let me know if you did not receive the email and I will send again.

We have 2 Groups of eight participants and I can't wait to see what is created.

Sue



A message to our
website from:

EVITA SCHVALLBE
evita@evita-schvallbe.com

stands for quilting frame

Message:

Hello , I have 4 wooden stands for traditional quilting frame. I don't use them anymore and would love to pass them to someone to **enjoy for free**. I live close to Acton.

If you are interested, please contact Evita directly!

Machine Quilting

Professional machine quilting service. 1000's of designs to choose from. Competitively priced with a reasonable turn around.



www.quiltedmemories.ca

Fabric

The largest selection of 108" widebacking in stock. Blender, solids and batiks. Quilt kits, precuts and patterns.

Michelle
416-244-2815

Notions

Creative grids rulers Thread, pins, adhesives, rotary cutters and blades, interfacing and stabilizer, too much to mention.



michelle@quiltedmemories.ca

Newsletter Deadline

Nov 8, 2019

Thanks, Irene



Membership – Marg Brown

September meeting - 43 members and 2 guests.
Please welcome returning member Donna May

The theme for the
Fat ¼ Draw for October: "Music "

Fabrics that make you think of sounds that are music to your ears - musical notes and instruments, sounds of nature (raindrops, ocean waves, birds calling, etc) , people singing or dancing, etc.



Membership Draw Winners

Membership	Elaine Karton & June Ball
Name Tag Draw	Kathy Wurster
Fat Quarter Draw	Irene Rushworth (15!)
50/50	Carol Dalbec
Library	No draw!



Special Draws:

Ulda Keleris

(Kit Donated by
Elizabeth De
Croos)

DROP BY THE STORE,
OR GIVE US A CALL.
WE'LL HELP YOU
FIND WHAT YOU'RE
LOOKING FOR!



**COUNTRY
CONCESSIONS**

Quilt Shop

YOUR TRUSTED
PFAFF DEALER

PFAFF
Perfection starts here.™

1 Dufferin Street, Cookstown, Ontario L0L 1L0
705-458-4546 | info@countryconcessions.com
WWW.COUNTRYCONCESSIONS.COM
FACEBOOK: COUNTRYCONCESSIONSCOOKSTOWN

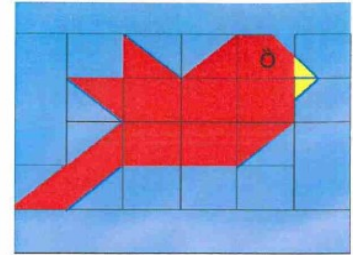


Past President - Sue Luque

Hi Everyone,

At the Sept meeting I received 36 bird blocks from the members and a \$25 Hobby Horse Gift Card as a "Thank You" for my 3 years as President for HHQG.

I was very touched that members made me these charming blocks. The blocks are already on my design wall and I am now planning how to sash them and what backing to use.



Thank you, Sue

Secretary - Nancy Perreault

A note from your secretary!

Secretary



It would be appreciated if you won awards at the fairs if you would write the name of the fair's you entered and the prizes you won and email them to me, at nancy.perrault4@hotmail.com It is quite overwhelming to keep track of it all at the meeting! Much appreciated.

The Fireside Retreat logo features a stylized green house icon with a chimney. The text "Fireside Retreat" is in a large, bold, serif font. Below it, the address "3947 UHTHOFF LINE, SEVERN, ON L3V 8B8" is written in a smaller, sans-serif font. The background of the banner is a wooden plank texture. On the right side, there is a circular inset image showing a quilted blanket draped over a wooden surface.

Fireside Retreat
3947 UHTHOFF LINE, SEVERN, ON L3V 8B8

QUILTING RETREAT • SCRAPBOOKING GETAWAY • ARTISANS DESTINATION

@firesideretreat
www.firesideretreatorillia.com

705-345-4026
reservations@firesideretreatorillia.com

2018 - 2019 Block of the Month RECAP!!!

Mary Dodd & Marian Baidacoff

Congratulations goes out to Janet Dobson who won the backing fabric for the Canada Quilt! Here's a look at all the beautiful quilts our members made – so many different interpretations!



Oh Look, Fabric!

Modern Fabric ▸ Workshops ▸ Handmade Gifts

Andrea DiMaso
Owner


221 Main St. E., Milton, ON L9T 1N9

Website: ohlookfabric.com

Email: ohlookfabric@yahoo.com

Cell: 905-691-7765

   @ohlookfabric



I'd rather be quilting! ! !



Treats – Joy Schmidt

**Bring Treats for
Oct 28**



- ✓ Donna May
- ✓ Carolyn Doan
- ✓ Elaine Karton
- ✓ Joyce Winger

2019 – 2020 Block of the Month! Mary Dodd & Marian Baidacoff



This month we are continuing with the wetlands quilt blocks with a pieced block and an appliquéd or fused block. Although this is aimed at the size of a wall quilt, it could become a bed quilt if you choose to make two of each block. The size is up to you.

We hope you are enjoying this process!
You are always welcome to bring your completed blocks to the meeting to show us your progress!



QUILTING VACATIONS!

Quilting Tour of the United Kingdom
Featuring Birmingham Quilt Festival

July 25—August 7, 2020

Paducah Quilt Show

April 20-27, 2020

Missouri Star Birthday Bash

September 23-October 1, 2020



Edna's Travel Quilt Tours

Contact Edna Carroll—Phone 519-468-0129

ecarroll@travelonly.net

<https://ednatravel.com/tours>



Head Office 325A West St., Brantford, On. N3R 3V6

TICO #04316071

facebook

**HALTON HILLS QUILTERS'
GUILD.**

<https://www.facebook.com/search/top/?q=halton%20hills%20quilters%E2%80%99%20guild>

Please choose the option to "Join Group" and I will add you.

The Facebook group belongs to all of us so please forward any suggestions or comments to margaretnewey@hotmail.com I can make the changes or add them to the page.

Bucket List – Teresa Jarvis

Each month, Teresa will post a few tasks
"*..designed to get our members to try new things,
meet new quilting friends,
and accomplish a lot of sewing*"

Bucket List

Month #2!!!

Here is your list for this month....bring a picture (before and after??!!)
or sample of your bucket list item to the meeting to share!



- ☐ 6. Attend a quilt guild meeting in your area.
- ☐ 7. Sew accurately using foundation piecing.
- ☐ 8. For one week, set aside 20 minutes a day to sew.
- ☐ 9. Sew a quilt using only your scraps and stash.
- ☐ 10. Get topsy-turvy with curved piecing.
- ☐ 11. Take a quilting class (in person or online).

If you have the chance to
make people happy, just
do it. Sometimes people
are struggling silently.
Maybe, your act of kindness
can make their day.

—@WILLESSTAFF



Hearts & Hugs – June Ball

Please let me know if anyone
needs a hug.

905-873-2261 or
junemaryball@gmail.com

Workshops – Ida Jenkins & Sue Phillips

You asked for it.... and it's finally here!!!!

The first technique will be paper piecing and the pattern will be provided to you.



We will also provide some donated scrap and background fabric, but you are also welcome to bring your own scraps, if you want to make a dent in them. 😊

With the large show of hands for the *Learn and Give* workshop, I am happy to present the *Paper Pieces Spider Web Block*.

The workshop will be held at the
Trinity United Church,
70 Mill St E, Acton, ON L7J 1H3
and the cost will be **FREE**.

Please mark your calendar for **Saturday, November 2/2019**



Last call to email Ida at quilting4pleasure@gmail.com to confirm you are attending to ensure there are enough kits for the day.

Thank you.

Newsletter Advertising

Monthly Fees:

Business card AD for \$10, \$5 for members
¼ page AD for \$20, \$10 for members
½ page AD for \$40.00, \$20 for members
Full page AD for \$75.00, \$35 for members



Brampton Sew N Serge

is a dealer for Husqvarna Viking & Babylock
Sewing Machine & Sergers

CELEBRATING 25 YEARS IN BUSINESS:

- ◆ We teach quilting, sewing, & embroidery classes.
- ◆ We carry quilting fabrics, tools, supplies & notions.
- ◆ We service all makes of sewing machines & sergers.



Store Hours

Tues-Wed:
9:30am to 6:00pm
Thurs-Fri:
9:30am to 8:00pm
Saturday:
9:30am to 5:00pm
Sun-Mon: Closed

289 Rutherford Road South, Unit #7
Brampton, Ontario L6W 3R9

◆ (905) 874-1564 ◆

www.sewnserge.com

BRING IN
THIS AD
AND

SAVE 20%
on everything in the store
at regular price.

Things to Bring to Guild Meeting

Oct 28, 2019

- ❖ Coffee/Tea Cup
- ❖ Name Tag
- ❖ Money for Draws
- ❖ Fat Quarter for Draw
- ❖ Show and Share items
- ❖ Community Outreach items
- ❖ Return Guild Library Books
- ❖ Items for the Free Table
- ❖ Membership form & dues

Patience, understanding
& fellowship.

Anne showed this panel at the last meeting
and some members were asking for the
pattern! so, she has shared her source!!!

JORDAN  FABRICS

SECRET WINDOW PANEL
FREE PATTERN

<https://ca-jordanfabrics.glopalstore.com/pages/secret-window-panel-free-pattern>





TRIVIA!!!!

Question from September Newsletter:
Do you know the name of the flower that
appears in our President's message block???

The answer is: **Golden Wattle** (*Acacia
pycnantha*) ... **Australia's national flower!!!**



October Myth or fact:

Piecing and quilting by hand has always been prized over
using a sewing machine.....The answer next month!!!!

Some of our Fair Winners!

**Quilts from Fall Fairs that are going
on to the next level**

1st one is mine, Anne Balanyk from Georgetown,
it also won at Acton but as they know it won at
Georgetown, they would not send it on



2nd one is Vivian Desrochers from Milton, she
told me this is the first she had enter into a fair
and hers is beautiful, so glad she won!!!

Community Outreach Coordinator – Vivian Derochers

On September 26th, a lovely quilt was presented to the **Darling Home for Kids**. They are having an auction at the end of October and will auction it to raise funds. This is a centre for medically fragile children and provides respite for the families of these children. There is a continuum of care from respite through to palliation, and when needed, end of care.

Since I have a severely handicapped, much loved grandson, I understand the importance of this special care!!



As well, on Saturday, September 28th, a display of our outreach quilts was set up at the Milton Public library. This was part of their Culture Days and was well received. A great number of people attended and we distributed our guild pamphlets...a great opportunity to promote our guild!

I will be delivering the 33 fall themed placemats which resulted from the AGM meeting in June. They will be given to the Meals on Wheels program.

At the October meeting, a quilt will be handed over to Anne Smith to present to the Bruce Trail Association on our behalf. Thank you Anne!



There will be an Outreach workshop on Saturday, November 2nd in Acton. A big thank you to Ida Jenkins and Sue Phillips for hosting this paper piecing event.



Gina Uncao | 416-723-6312
gina@owlbesewing.ca

Owl Be Sewing
2-118 Inspire Blvd
Brampton Ontario
L6R 3X8
Canada

www.owlbesewing.ca
facebook.com/OwlBeSewing



**Longarm Quilting
by Carole Rogers**

108 Division St. Unit #6
Rockwood, Ontario N0B 2K0
519-827-5669

clairdelunequilting@gmail.com
www.clairdelunequilting.ca
www.facebook.com/Clairdelunequiltingrockwood

Library Report - Jane Symmes

Appliqué books to help you with the Mystery Quilt project:

- A05 - Appliqué Techniques Made Easy (Annie's Quilting)
- D20 - The modern appliqué workbook: easy invisible zigzag method - 11 quilts to round out your skills
- F19 - Art of Hand Appliqué: Precision Techniques for Stitching and Pattern Drafting
- P15 - Appliqué the Basics and Beyond: The Complete Guide to Successful Machine and Hand Techniques with Dozens of Designs to Mix and Match



Quilting tip from Jane:

I will be taking a day-long workshop (Oct 28 or Nov 2 at Country Concessions in Cookstown) on machine stitching a giant Dahlia Panel.

I decided I needed to bone up on using my walking foot and was reading *WALK: Master Machine Quilting with your Walking Foot* by Jacquie Gering (shelf number G07) and found this useful (brilliant) tip for those of us who have a "computerized" machine:

- Set your straight stitch for whatever length you need for quilting
- Set your zig-zag stitch at 0 width & 0.2 stitch length
- When stopping and starting lines of quilting:
 - Switch from your straight stitch to the zigzag and sew 3-4 stitches in place
 - Then switch back to the straight stitch without having to reset any settings!!



COME JOIN US UPCOMING EVENTS...



Guest Speaker

Introducing
Laura Ann Coia
from Sew Very Easy

"It's all about sharing knowledge, and connecting with people all over the world, who love the art of sewing/ quilting. There's nothing more special than custom making a sewn item for a friend, family member or loved one – and that of course, includes yourself"

<https://www.youtube.com/user/SewVeryEasy/about>

You see her on [YouTube](#) sharing tips and instructional videos...making projects 'sew very easy!!!!'

You are invited to the Halton Hills Quilter's Guild
to see Laura Coia IN PERSON!

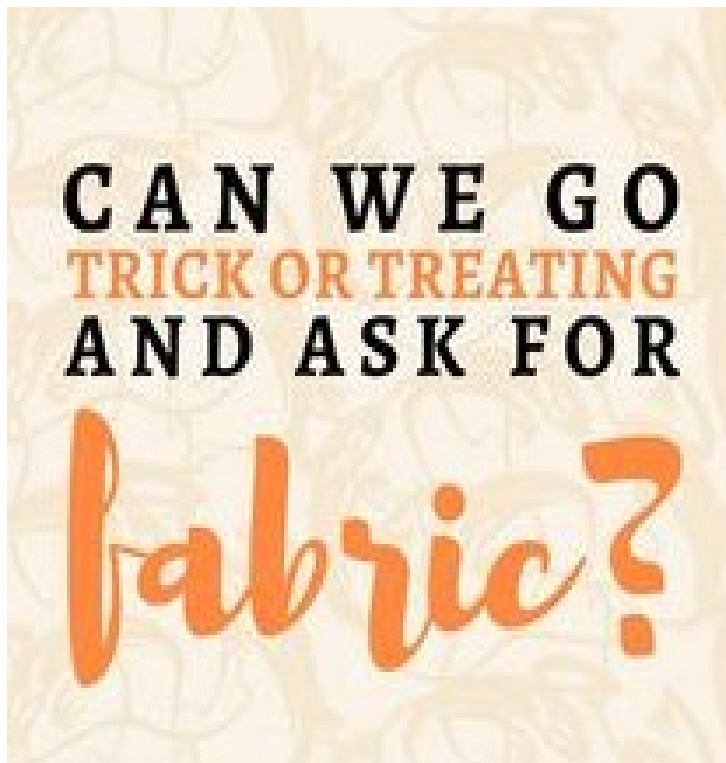


Location: Hillcrest United Church
8958 Trafalgar Rd., N of Steeles Ave.
When: November 25, 2019
Time: 7:00 PM
Cost: \$10.00 for guests; members free

Any questions, contact: www.hhqg.ca

COME JOIN US UPCOMING EVENTS...

- | | | |
|-----------|--|--|
| Oct 17-19 | Creative Festival
http://www.csnf.com/fall-show/ | International Centre, Entrance 5
6900 Airport Road, Mississauga |
| Oct 19-20 | 2019 Quilted Odyssey Exhibition
Brampton Quilters' Guild Presents:
www.bqguild.wordpress.com | Brampton Fairgrounds,
12942 Heart Lake Rd., Caledon, |
| 2020 | CQA/ACC Member Guild Challenge
THEME Gateway to Adventure
Guilds wishing to enter the challenge must advise their intent to enter via email by
March 1, 2020 | |
| 2020 | CQA/ACC 2020 QUILTED POSTCARD CHALLENGE
THEME: Inspired By Nature!
All postcards received after May 1, 2020, are welcome, but no longer eligible for
judging. | |



**Sept 2019 Guest Speaker Elizabeth De Croos
- Photos by Anne Balanyk**



Sept 2019 – Show and Share
- Photos by Anne Balanyk



Sept Show & Share
- Photos by Anne Balanyk

