



Established 1991

## Halton Hills Quilters' Guild Newsletter

### Mar 2021



**Halton Hills Quilters Guild**  
P.O. Box 74064, 260 Guelph Street  
Georgetown, Ontario, L7G 5L1  
[www.hhqg.ca](http://www.hhqg.ca)

**Meetings Held At:**  
Hillcrest United Church  
8958 Trafalgar Rd., North of Steeles Ave., near Hornby  
7pm - 4<sup>th</sup> Monday of the month Sept - June, except Dec

#### 2020 - 2021 Executive

Co-Presidents: Flo Belford  
905-876-0267  
Marian Baidacoff  
905-702-1162

Past President: Sue Luque  
905 - 877-8602  
Teresa Jarvis  
289-878-7365

Vice President: Mary Dodd  
905-542-0010

Treasurer: Judy Mair  
905-450-6804

Secretary: Nancy Perreault  
647-227-9190

Website: Sue Luque

Program: Irene Rushworth  
416-371-2621

Membership: Barbara Sinclair  
416-970-9424

Library: Sheilagh Yuschyshyn  
647-449-7735

Workshops: Ida Jenkins  
416-744-3874

Community Outreach: Vivian Desrochers  
905-878-7964

Publicity: Joan Lovegrove  
905-877-8032  
Christina Martin  
905-873-6614

Newsletter: Irene Rushworth

#### **Non-Executive Positions**

BOM: Mary Dodd  
Irene Rushworth

Hearts & Hugs: June Ball

50/50 Draw: N/A

Photographer: Marian Baidacoff

Snacks: Joy Schmidt  
Maryann Ellwood

Facebook: Marg Newey

Postcard: Sue Luque

Exchange:

#### President's Message



Did any of us imagine last March 13th, when we were first locked down that the pandemic would still be having such a significant impact on our lives a year later? But here we are!!

So, let's look at the positives! What we have learned? We are all *Zoomers* now, and this has led to opportunities to share time with family and friends. An added bonus is that we have been able to share our love and knowledge of quilting with each other. Have many of you finished a lot of quilts, used up a lot of your stash, and found ways to shop online for more?

At this point we do not know when we can meet in person. But time will tell, so we will just have to wait and see.

Attached to the newsletter are the minutes from our January and February guild meetings. Since the minutes are an official record of what was done at our meetings they need to be approved. I am not going to go back further than January to start this process. At the March meeting I will be asking for a motion to approve the minutes. Once approved they will then be posted on our website.

The touch of spring in the air reminds us that warmer weather is on the way. So in the meantime, keep on quilting, smiling, and enjoying the little pleasures of life.

*Go with the Flo and Marian.....*

Marian and Flo

## Program - Irene Rushworth



Please welcome our March speaker:

Karen Brown

**JUST GET IT DONE QUILTS**

Presentation:

**"Be the Best Quilter You Can Be"**



Nearly 15 years ago Karen began to quilt to escape from work stress. Beginning with minor knowledge of quilting, it wasn't until Karen joined a stitch'n'chat group with her cousin that she gained the confidence to finish her first sampler quilt. With the quilt top completed, she wanted to utilize all the scraps and orphan blocks, thus creating her first AFTERQUILT improv project.

Karen realized her tastes were more modern, so she joined the Toronto Modern Quilt Guild. She has participated in two Quiltcons, making numerous friends along the way. She also began making more complicated quilts; gaining new skills with each project.

In 2018, Karen volunteered to make a video for a guild block lotto challenge. Even though she didn't know how to film and edit, she was committed to the process and teaching herself filmmaking. These videos lead to her YouTube channel, *Just Get it Done Quilts*.

Just Get it Done Quilts became a way for Karen to help quilters decipher all the rules and mix messages they receive. Karen's videos examine various quilting problems and then suggest solutions. She also aids viewers in understanding colour theory.

In this rapidly changing world, Karen wants to help fellow quilters find the calm in their hobby, recharge and empower them to be the best they can be.

**You can find her at:**

YouTube: [https://www.youtube.com/channel/UCQt\\_y4kqMQIG1id0n975DVg](https://www.youtube.com/channel/UCQt_y4kqMQIG1id0n975DVg)

Website: <https://www.justgetitdonequilts.com/>

Facebook: <https://www.facebook.com/justgetitdonequilts>

Instagram: <https://www.instagram.com/justgetitdonequilts>

### **Newsletter Deadline**

**Apr 4, 2021**

Thanks, Irene



## Newsletter Advertising

### Monthly Fees:

E-Transfer to: [hhgg20@gmail.com](mailto:hhgg20@gmail.com)

Business card AD for \$10, \$5 for members

¼ page AD for \$20, \$10 for members

½ page AD for \$40.00, \$20 for members

Full page AD for \$75.00, \$35 for members



## 2020 – 2021 Block of the Month! Mary Dodd & Irene Rushworth



So how are your **Block of the Month** creations coming along?!

**Block of the Month** installments this Month:



**Four Patch Block 10 & 11**

*moda*  
Be My Neighbor

Recap!! So we have 3 more  
Four Patch blocks to share with you  
and 1 more house block!!!  
Then we will be ready for the assembly!!!



## Oh Look, Fabric!

Modern Fabric ▸ Workshops ▸ Handmade Gifts

**Andrea DiMaso**  
*Owner*

221 Main St. E., Milton, ON L9T 1N9

**Website:** [ohlookfabric.com](http://ohlookfabric.com)

**Email:** [ohlookfabric@yahoo.com](mailto:ohlookfabric@yahoo.com)

**Cell:** 905-691-7765

   @ohlookfabric







A bit about us.....

We are located in the quaint town of Georgetown, Ontario, north of Oakville, just 10 km north of the 401 off at Trafalgar Road exit.

Our shop is bright, with lots of natural lighting, surrounded by free parking!

We are teachers! We have over 80 years of sewing and quilting experience between us! We offer a variety of classes from Basic Learn How to Sew to making clothing in our Ready to Wear Classes.

We are an authorized Handi Quilter dealer, having completed extensive training from Handi Quilter head office.

We sell an assortment of quilting cottons including Konas for the modern quilter. As well as a selection of quality knits. And sewing notions! Zippers, Gutermann and Mettler thread, interfacing, batting, rulers, mats, elastic by the metre, hook and loop tape, fabric marking tools.....

Computerized Janome machines are provided for all of our classes, so you don't have to haul yours!

Hours we are here,

Monday	1:00pm - 8:30pm
Tuesday	1:00pm - 8:30pm
Wednesday	10:30am - 8:30pm
Thursday	1:00pm - 8:30pm
Friday	9:30am - 6:00pm
Saturday	9:00am - 2:30pm

Quilting ☺ Classes ☺ Sewing Machines ☺ Fabric ☺ Sewing Notions

118 Mill Street, Georgetown ON | 905-873-0043 | Sew@TheSewingCafe.ca



[www.TheSewingCafe.ca](http://www.TheSewingCafe.ca)



# SHOW & SHARE

Christina Martin is taking on the responsibility of organizing the Show and Share part of the Guild Meeting!

Please send your pictures directly to Christina by the Sunday before the monthly meeting at:

[c.martin690@gmail.com](mailto:c.martin690@gmail.com)

THANK YOU  
CHRISTINA!!!



I posted a photo of my clean house on Facebook and it was flagged and removed as "Fake News."

[www.silversurfers.com](http://www.silversurfers.com)

## Past President – Sue Luque

March 2021

Hi Everyone,

OK ladies, we have several positions to be filled for **June 2021** (or earlier, if you want to shadow and learn the position ahead of time). The Guild needs you to step out of your comfort zone and take on one of these positions so we can keep the Guild going strong

For **Executive Committee** positions we need:

➤ **Secretary**

- Take all meeting minutes and email minutes to exec members
- Prepare Annual Report due May 31st
- Pick up mail and distribute to appropriate Executive
- Responsible for Fall Fair prize money/correspondence and promoting
- Responsible for Telephone/email Convener in the event of meeting cancellation

➤ **Outreach Coordinator**

- Responsible for co-ordination of community outreach projects
- Finding appropriate organizations to donate to
- Keeping track of HHQG fabric and batting
- Responsible for donated fabric.

We have **Non-Executive Committee** positions to be filled also. Keep in mind that we are having a lot of success in partnering to fulfill the duties of the positions available.

➤ **Zoom Sew & Chat Host**

- Host Zoom Social
- Send out emails
- Post notice in newsletter





**RELOCATED AROUND THE CORNER!  
TO 35 King St. N. Cookstown**

705-458-4546 | [info@countryconcessions.com](mailto:info@countryconcessions.com)  
[WWW.COUNTRYCONCESSIONS.COM](http://WWW.COUNTRYCONCESSIONS.COM)  
 FACEBOOK: COUNTRYCONCESSIONSCOOKSTOWN

### **Hearts & Hugs - June Ball**

I hope everyone is keeping well.  
 Spring is on the way, and it will soon  
 be time to get busy in the garden.  
 Please let me know if anyone needs  
 a hug.

905-873-2261  
[junemaryball@gmail.com](mailto:junemaryball@gmail.com)

*honeybee* quilt studio  
 Burlington, Ontario

Computerized E2E Longarm Quilting  
 by Sylvia Lamothe

Quick turnaround and **15% off** your first quilt!

[honeybeequiltstudio.ca](http://honeybeequiltstudio.ca)

Contact us: [honeybeequiltstudio@gmail.com](mailto:honeybeequiltstudio@gmail.com)

**facebook**

**HALTON HILLS QUILTERS' GUILD.**

<https://www.facebook.com/search/top/?q=halton%20hills%20quilters%E2%80%99guild>

Please choose the option to "Join Group" and I will add you.

"The Facebook group belongs to all of us so let's use it to keep in touch in between meetings.  
 You can add your own photos and messages to share ideas or ask questions"

**Margaret**

[margaretnewey@hotmail.com](mailto:margaretnewey@hotmail.com)







National Quilting Day is observed on March 20, 2021. It celebrates quilts and those who make them, annually on the third Saturday in March. The National Quilting Association started National Quilting Day in 1991. Their members passed a resolution in Lincoln, Nebraska, on June 1991 and **National Quilting Day** was started.

*I hope you make some time on that day  
to sew and create!*

**Community Outreach**  
**Coordinator -**  
**Vivian Derochers**

Hi to all my guild friends.  
There is nothing to report  
from Outreach.

All I ask is that you all  
keep in mind my request  
for the Quilts of valour  
blocks and get rid of  
some of that stash. . 😊

If you don't have  
Canadiana fabric, just use  
your red.

I hope that we can get  
together in the Fall –  
wouldn't that be  
absolutely wonderful?

We can only hope!!



Fabric for Quilting | Notions & Accessories | Sewing Machines &  
Servicing | Patterns and Books | Virtual Classes

Since 1999, our shop has been providing an inviting space for quilters to learn, shop, share, and enjoy a wide selection of quilting fabric and accessories. Our selection of products is ever-changing, always keeping up to date with latest fabric trends! Walls of patterns, notions, and accessories are sure to delight and inspire any style of quilter, from beginner to advanced. Let our helpful and knowledgeable staff assist with colour selections, pattern suggestions, or any questions you may need answered along your quilting journey. Our website is always fully stocked with new product arrivals and we offer quick and easy Curbside Pickup or Mailing! We now offer Virtual Instructional Classes, allowing you to learn from the comfort of your home with a selection of quilting technique classes taught by one of our talented instructors.

Follow us on Facebook and Instagram!

www.thimblesandthings.com | 1282 Brodie Drive, Severn ON | 705-326-9357



## Library Report – Sheilagh Yuschyshyn

Library News!!!

At the March 1<sup>st</sup> Executive ZOOM meeting, we had a discussion about the status of the library materials.

As we noted in the February Newsletter, it is likely we will be required to remove our Guild property from the church, and this includes the Library. In preparation for this, we have noted that the materials had not been used significantly in the last couple of years, with few books being signed out when they were available to the membership. We recognize, in light of the changing digital age, we can most often find some of this information online.



Together, we are bringing a suggestion to the membership, to consider that the library be dismantled and the books, patterns and other materials be offered for sale to the members. Think about this option and it will be discussed at the next HHQG meeting. If you have questions or suggestions, feel free to send them to me before the meeting as well.

In the meantime, please put aside all the HHQG material you have signed out now. Please send the Title and Author to me at: [yuschsheilagh@gmail.com](mailto:yuschsheilagh@gmail.com).

I do hope that you are enjoying this beautiful sunny day... spring is on the way!!

♥ Sheilagh

**In the Meantime, here is a reminder on how to access the Library list:  
LIBRARY TECHNOLOGY UPDATE!!!**

To access the guild's library list these days, take the following steps:

- go to <https://www.hhqg.ca/members-only-area>
  - (if you don't already have a login just follow the prompts to create an account)
- scroll down and click "our library"
- go to <http://www.librarything.com/catalog/HHQG>



- ✓ Each entry has title, author and "tags"
- ✓ The "tags" include subject headings and shelf numbers (A1 etc)
- ✓ The shelf number will let you find the title in the cabinet at the guild meeting
- ✓ Titles are arranged on the shelves alphabetically by author

We will no longer be keeping a paper copy of the of the library list so let me know if you need help accessing the online link!




## Workshops – Ida Jenkins & Sue Phillips

We have another workshop scheduled for May 1st.

After the successful zoom workshop in February, I am looking forward to another. I am reaching out to all of you, the members, for suggestions. What would you like to learn or do for the next workshop. Do you have a special technique you want to learn?

Some of the suggestions I have been given so far are:

1. Repeat the previous **paper piece Spider Web** workshop for people who missed it



2. Do **another paper piece** project.



3. Maybe a **scrappy string quilt**.  
Eg. <https://youtu.be/40PvjNpGMbk>

4. **Snowballed Disappearing Four Patch Quilt** with Jenny Doan of Missouri Star or for beginners a **simple disappearing four patch**, which would allow you to use larger prints and novelties, as the blocks are larger



5. Another easy one from Missouri **Star Skylight Quilt** Tutorial:  
<https://www.missouriquiltco.com/msqc/tutorial/skylight>

6. One that is my bucket list is the **Campfire Quilt** by Suzy Quilts at [suzyquilts.com](https://suzyquilts.com/campfire-quilt-pattern-tips-pics-fabric/)  
<https://suzyquilts.com/campfire-quilt-pattern-tips-pics-fabric/>



Please let me know if any of these options appeal to you, or maybe you have one of your own. I would really like to hear from you.

These workshops, after all, are for you!

Contact me/Ida at 647-567-3874 or [quilting4pleasure@gmail.com](mailto:quilting4pleasure@gmail.com)

# HHQG Co-President's Challenge 2020/2021

## Be the Rainbow in Somebody's Cloud



Easy rules! Make a quilted object, any size, any media, to reflect the theme.  
Photographs of entries should be emailed to Flo Belford by May 30th, 2021.

Entries will be revealed at the May 31st, 2021 guild meeting.  
Prizes will randomly be awarded by draw to 2 participants.

Look what I found - a whole bunch of free patterns for  
rainbow coloured quilts!  
*Marian*

<https://www.allpeoplequilt.com/quilt-patterns/rainbow-quilt-patterns>



*Your Quilts Done*  
LONGARM QUILTING SERVICE

Mail-in/Drop off your quilt top  
1000's of patterns to choose from

Competitive Prices  
Quick Turnaround Times  
Free Return Shipping in Canada

Fabric now available on the website

**519-741-4882**

**www.yourquiltsdone.com**  
**yourquiltsdone@gmail.com**  
45 Bock Street, New Dundee, ON





## Quilting and Sewing – Tips and Tricks

### NO WASTE FLYING GEESE BLOCKS IN 5 EASY STEPS!



Flying Geese Blocks the fast and easy way!

*Being the frugal fabric addict that I am, I recently started using the No Waste technique for making Flying Geese and this is by far my preferred way to make them.*

*Let explain; this method is not only no fabric waste, it is very efficient. You complete 4 blocks at a time. Since I am kind of big on efficiency this works great for me. Most of the time you need flying geese blocks in multiples of 4 or more*

Ugggggh!!!! I used to hate Flying Geese and vowed at one time to NEVER put them in my quilts again!!!! Not so now! Check out this tutorial!!!! It's great!

You can get a printable version here:

<https://loisandclarkconnection.com/no-waste-flying-geese-blocks-in-5-easy-steps/>




*Lois & Clark*

Inspire Educate Create

Connection

TIPS & TRICKS







## CANADA'S NATIONAL QUILT EVENT *Where Quilters Meet*

JUNE 16 to 19, 2021  
International Centre  
6900 Airport Road, Toronto ON  
Show Hall Hours:  
June 16, 17 and 18: 9:30am to 6:00pm  
June 19: 9:30am to 4:00pm  
<https://canadianquilter.com/registration/>

### *National Juried Show* **CALL FOR ENTRY**

The next National Juried Show (NJS) show will take place at Quilt Canada 2021, June 16 to 19, 2021 at the International Centre, Mississauga ON.  
Entries for the 2021 NJS will be accepted commencing **December 1, 2020** and will close as of **February 26, 2021** at 12:00 pm (noon)

<https://canadianquilter.com/2021-national-juried-show-call-for-entry/>




Feb 2021 Guest Speaker Kelly Hennebury  
- Photos by Marian Baidacoff/Anne Balanak





Feb 2021 Guest Speaker Kelly Hennebury  
- Photos by Marian Baidacoff/Anne Balanak





Feb 2021 Guest Speaker Kelly Hennebury  
- Photos by Marian Baidacoff/Anne Balanak

Make stuff

Learn new stuff

Participate in stuff

Leave home and look  
at stuff

Design your own  
stuff

Don't take stuff too  
seriously



Feb 2021 Show and Share  
- Photos by Marian Baidacoff/Ane Balanak

