



Established 1991

Halton Hills Quilters' Guild Newsletter

Sept 2019



Halton Hills Quilters Guild
P.O. Box 74064, 260 Guelph Street
Georgetown, Ontario, L7G 5L1
www.hhqg.ca

Meetings Held At:
Hillcrest United Church
8958 Trafalgar Rd., North of Steeles Ave., near Hornby
7pm - 4th Monday of the month Sept – June, except Dec

2019 – 2020 Executive

President: Teresa Jarvis
289-878-7365
Past President: Sue Luque
905 - 877-8602
Vice President: TBA
Treasurer: Vivian Desrochers
905-878-7964
Secretary: Nancy Perreault
905 451-9190
Website: Sue Luque
Program: Irene Rushworth
416-371-2621
Judy Ferguson
416-543-2355
Membership: Marg Brown
905-878-4980
Library: Jane Symmes
905-838-3844
Workshops: Ida Jenkins
416-744-3874
Sue Phillips
905-878-7601
Community Outreach: Vivian Desrochers
905-878-7964
Publicity: TBA
Newsletter: Irene Rushworth
416-371-2621

Non-Executive Positions

BOM: Mary Dodd
Marian Baidacoff
Hearts & Hugs: June Ball
50/50 Draw: Jane Symmes
Photographer: Anne Balanyk
Snacks: TBA
Sew & Chat: TBA
Retreat: Judy Mair

President's Message – Teresa



Hello and welcome to a new year of quilting fun and fellowship with our Halton Hills Quilters' Guild. Taking over the helm of the good vessel H.H.Q.G. after Sue's successful stewardship is a daunting task.

I can only promise to try and make it smooth sailing for all. There is no doubt that I will require your support and I eagerly accept any that is offered.

I find that I don't sit much at my sewing machine during the summer months. I'm usually travelling or being grandma. But once Fall arrives I love to return to my sewing, refreshed and ready to begin new adventures. Whether it's a new project, new fabrics or new ideas, I'm an eager beaver wanting to jump in feet first.

My thoughts turn to those experts who suggest we ought never stop learning; gather new skills and ideas; branch out and extend ourselves; refresh our spirits and minds; make new friends; and realize that creative groups like ours rely on a sense of community, fellowship and volunteerism.

Come grow with me! Teresa ☺




Program - Irene Rushworth & Judy Ferguson

Elizabeth de Croos - Apeda Quilts

<https://www.epidastudio.com/>

Pojagi-Ancient Korean Patchwork

From Elizabeth's website.....



"In ancient Korea, most women were socially isolated. Their lives revolved around their homes and families and caring for them. They worked in the gardens, kitchens and sewing rooms.

However, just like their western sisters, they used what they had to create beautiful art. Scraps left over from making the family clothing were stitched together to become pojagi - beautiful wrapping cloths. These wrapping cloths were used to store heirlooms and valuables.

Today, pojagi is having a resurgence, and not just in Korea.

People around the world are discovering its beauty. The techniques are being used for many different items and being adapted for other materials."



Elizabeth has kindly offered something up
for our membership draws!

***Elizabeth will have patterns and kits for sale,
however she will **only be accepting cash!*****



2019 - 2020 Post Card Exchange - Sue Luque

Hi Everyone,

We have 13 people signed up so far. If you want to participate email me at sue@thetechfirm.com and I will add you to the list. You have until the Sept 23rd guild meeting to sign up.

The top of the card can be any method you choose. You can piece, appliqué, embroider, thread paint/stitch (use those decorative stitches on your sewing machine), embellish, paint, stamp, etc. Let your creativity flow.

I use cotton for the back. Some people use Bristol board. I use Pellon Peltex thick stabilizer for the centre. Some people use batting that has a heavy stabilizer attached to it. As long as it is stiff.

There are many websites on-line devoted to post cards. Search under Fabric Post Cards.



2019 - 2020 Post Card Exchange - Tips!!!!

This section features some tips, tricks, links to Post Card Exchange Ideas and examples!
Hope it is inspirational!!!!

I found this post card on the *elm street quilts* website:
<https://www.elmstreetquilts.com/p/postcard-exchange.html>

7 Ways to Make Easy Fabric Postcards:

<https://www.thesprucecrafts.com/easy-fabric-postcards-2821813>

A tip: Select a one word clue for the person making your postcard.

The clue could be anything - ex: *blue, flamingo, summer.*

Examples: <https://www.instagram.com/explore/tags/esqpostcardswap/>
<https://www.pinterest.ca/dortebirgitte/fabric-postcards/>



Past President – Sue Luque

Hi Everyone,

We still need to fill some positions in the Guild:

- **Publicity**
 - Putting in notices in Milton & Georgetown and other papers
 - Act as a liaison between the Guild and the Community
 - Arranging occasional public awareness events.
- **Vice President**
 - Assist and replace the President when necessary
 - Attend Executive meetings
 - Prepare to take on President role
- **Sew & Chat**
 - Book location, get key if applicable
 - Notify members
 - Get Guild irons, extension cords, cutting boards, coffee/tea
- **Tea Lady/Treats**
 - Scheduling Treats list
 - Making tea and coffee
 - Buying milk for each guild meeting



Resources



Your Monthly News & Updates

The link for the newsletter Quilting Hub was sent out this summer.

Let Sue know if you would like to keep receiving it.

If you did not get a chance to check it out, here is the link!

<https://www.quiltinghub.com/>

Hearts & Hugs – June Ball

A card was sent to Joan Lovegrove and her family, with our deepest sympathy, following the passing of her husband Ron.

Please let me know if anyone needs a hug. 905-873-2261 or junemaryball@gmail.com



Bucket List – Teresa Jarvis

OK ladies!!!! Teresa is jumping in with both feet with a year-long Challenge for us!!!!

Each month, she will post a few tasks

*"..designed to get our members to try new things, meet new quilting friends,
and accomplish a lot of sewing!"*

Bucket List

So! let's get started!

Here is your list for this month....bring a picture (before and after??!!) or sample of your bucket list item to the meeting to share!

1. Use acrylic or paper templates to piece a block.
2. Donate a pillowcase to charity.
3. Organize your fabrics and scraps.
4. Change your needle/replace your rotary cutter blade/clean your machine.
5. Identify a problem area in your sewing space and find a solution.



Quilted Memories

Machine Quilting
Professional machine quilting service. 1000's of designs to choose from. Competitively priced with a reasonable turn around.



www.quiltedmemories.ca

Fabric
The largest selection of 108" widebacking in stock. Blender, solids and batiks. Quilt kits, precuts and patterns.

Michelle
416-244-2815
michelle@quiltedmemories.ca

Notions
Creative grids rulers
Thread, pins, adhesives, rotary cutters and blades, interfacing and stabilizer, too much to mention.



facebook

HALTON HILLS QUILTERS' GUILD.

<https://www.facebook.com/search/top/?q=halton%20hills%20quilters%E2%80%99%20guild>

Please choose the option to "Join Group" and I will add you.

The Facebook group belongs to all of us so please forward any suggestions or comments to margaretnewey@hotmail.com
I can make the changes or add them to the page.



TRIVIA!!!!

Do you know the name of the flower that appears in our President's message block???

The answer will be revealed next week!!!!

Newsletter Deadline

Oct 11, 2019

Thanks, Irene

Newsletter Advertising

Monthly Fees:

Business card AD for \$10, \$5 for members
¼ page AD for \$20, \$10 for members
½ page AD for \$40.00, \$20 for members
Full page AD for \$75.00, \$35 for members

Brampton Sew N Serge

**is a dealer for Husqvarna Viking & Babylock
Sewing Machine & Sergers**

CELEBRATING 25 YEARS IN BUSINESS:

- ◆ We teach quilting, sewing, & embroidery classes.
- ◆ We carry quilting fabrics, tools, supplies & notions.
- ◆ We service all makes of sewing machines & sergers.



Store Hours
Tues-Wed:
9:30am to 6:00pm
Thurs-Fri:
9:30am to 8:00pm
Saturday:
9:30am to 5:00pm
Sun-Mon: Closed

**289 Rutherford Road South, Unit #7
Brampton, Ontario L6W 3R9**

◆ (905) 874-1564 ◆

www.sewnserge.com

**BRING IN
THIS AD
AND**

SAVE 20%
on everything in the store
at regular price.

Things to Bring to Guild Meeting

Sept 23, 2019

- ❖ Coffee/Tea Cup
- ❖ Name Tag
- ❖ Money for Draws
- ❖ Fat Quarter for Draw
- ❖ Show and Share items
- ❖ Community Outreach items
- ❖ Return Guild Library Books
- ❖ Items for the Free Table
- ❖ Membership form & dues

**Patience, understanding
& fellowship.**

Secretary

I am Nancy Perrault and I am the new secretary for the Guild.

Secretary



I have been with the Guild for four years.

I am a very busy senior looking after grandchildren, sewing, quilting, crocheting and knitting. I have done lots of baby blankets but most of them are embroidered or appliquéd, so most of my quilting is simple.

I am always looking for something new to learn and love challenges, just not too many at once. LOL.

I am looking forward to being your secretary so any feedback would be appreciated. See you at the meeting!

Membership – Marg Brown

Please welcome returning member Vera Langedyk.

Carol Dalbec has a new email address: cjdalbec@gmail.com



The theme for the Fat ¼ Draw for Sept: "Nighttime"

Fabrics that make you think of nighttime.

Blues in **light**, medium, **dark** or a blend.

Or, a novelty with a nighttime motif

– moon, stars, dream catcher, owl etc.



*****Bring your 'nighttime' themed quilts for show and tell!!!*******

Treats – TBA

Bring Treats for Sept 23

- ✓ Vivian Derox
- ✓ June Ball
- ✓ Lindsay Dun
- ✓ Kim Moore



QUILTING VACATIONS!

Quilting Tour of the United Kingdom
Featuring Birmingham Quilt Festival

July 25–August 7, 2020

Paducah Quilt Show

April 20-27, 2020

Missouri Star Birthday Bash

September 23-October 1, 2020



Edna's Travel Quilt Tours

Contact Edna Carroll—Phone 519-468-0129

ecarroll@travelonly.net

<https://ednasttravel.com/tours>

TravelOnly
Your journey starts here

Head Office 325A West St., Brantford, On N3R 3V6

TICO #04316071

Membership Draw Winners

| | |
|-------------------------|-----------------------------------|
| Membership | Susan Fitzgerald and Donna Gordon |
| Name Tag Draw | Jane Symmes |
| Fat Quarter Draw | Ann Balanyk (12) |
| 50/50 | Lorna Blanchette |
| Library | Nancy Perrault |
| | Lindsay Dunlop |
| | Mary Merry |

AGM Special Draws:

Lorna Dunlop
Vivian Derochers
Kay Trower
Mary Dodd
Sandra Huyskens
Margaret Newey

Susan Phillips
Judy Makinson
Sue Luque
Barbara Sinclair
Maryanne Ellwood

And the
Winners
are...



"AT THE RATE I'M GOING THIS YEAR'S CHRISTMAS DRESS WILL BE FINISHED BY THE FOURTH OF JULY NEXT YEAR."

MEMBERSHIP RENEWAL TIME!!

The renewal form is attached.
The annual fee for 2019-2020:
as of September 1st

**\$45 for returning members
and new members**

**Registration
Fee**

Workshops - Ida Jenkins & Sue Phillips



We had a great response on the survey that was completed at the May meeting. Thank you to all those who completed it. For anyone who was not at the meeting, there will be a copy of the survey attached. Please take the time to tell us what it is "you" would like to learn.

The first technique would be paper piecing and the pattern will be provided to you. We will also provide some donated scrap and background fabric, but you are also welcome to bring your own scraps, if you want to make a dent in them. 😊

With the large show of hands for the *Learn and Give* workshop I am happy to present the *Paper Pieces Spider Web Block*.

The workshop will be held at the Trinity United Church in Acton and the cost would be **FREE**.

Please mark your calendar for Saturday, November 2nd/2019.

Please email Ida before the September 23rd meeting if you are interested to ensure there are enough kits for the day.

quilting4pleasure@gmail.com

Thank you.



















2018 – 2019 Block of the Month!
Mary Dodd & Marian Baidacoff



I am looking forward to seeing all the lovely finished tops and quilts from our Canadian version of Block of the Month last year. Remember to bring them to the meeting in order to receive a ticket for a chance to win the backing for your quilt!

This year's BOM will be announced at the meeting and will let you know if photocopy charges will be needed.

the world? A.26. Ottawa, Rideau Canal.  Q.27. Which province elected the first female provincial premier? A.28. New Brunswick.  Q.29. What is the northernmost settlement in the world? A.30. Nuuk.  Q.31. What is the longest river in Canada? A.32. Chinook.  Q.33. What is the longest Olympic Games has Canada hosted? A.34. 3 - Montreal.  Q.35. What is the largest mall in Canada? A.36. The Bay.  Q.37. What university developed the world's first artificial heart? A.38. The University of Toronto.  Q.39. What is the longest street in the world? A.40. Yonge Street.  Q.41. Which teams? A.42. Toronto & Montréal.  Q.43. What is the oldest Golf Club in North America? A.44. The Royal and Ancient Golf Club of St. Andrews.  Q.45. Which film "Evangeline" premiered? A.46. Halifax, 1929.  Q.47. Which province was, in 1916, the first to grant women the right to vote? A.48. Saskatchewan.  Q.49. Who was the first Prime Minister of Canada? A.50. Sir John A. Macdonald.  Q.51. Who was the first Canadian to win the Nobel Prize? A.52. Sir Wilfrid Laurier.  Q.53. Who was the first Canadian to win the Olympic gold medal? A.54. John Dill.  Q.55. What is the national sport of Canada? A.56. Ice Hockey.  Q.57. What is the national animal? A.58. Beaver. Q.59. What is the national bird? A.60. Loon. Q.61. What is the national flower? A.62. Maple. Q.63. What is the national tree? A.64. Spruce. Q.65. What is the national gemstone? A.66. Amethyst. Q.67. What is the national fruit? A.68. Apple. Q.69. What is the national drink? A.70. Maple Syrup. Q.71. What is the national dish? A.72. Poutine. Q.73. What is the national song? A.74. O Canada. Q.75. What is the national holiday? A.76. Victoria Day. Q.77. What is the national day? A.78. Canada Day. Q.79. What is the national emblem? A.80. The Royal Coat of Arms. Q.81. What is the national motto? A.82. Mariage du Nord-Sud. Q.83. What is the national flag? A.84. The Canadian Flag. Q.85. What is the national anthem? A.86. The Canadian Anthem. Q.87. What is the national capital? A.88. Ottawa. Q.89. What is the national language? A.90. English and French. Q.91. What is the national religion? A.92. Christianity. Q.93. What is the national sport? A.94. Ice Hockey. Q.95. What is the national game? A.96. Hockey. Q.97. What is the national pastime? A.98. Hockey. Q.99. What is the national hobby? A.100. Hockey. Q.101. What is the national game? A.102. Hockey. Q.103. What is the national sport? A.104. Ice Hockey. Q.105. What is the national game? A.106. Hockey. Q.107. What is the national pastime? A.108. Hockey. Q.109. What is the national hobby? A.110. Hockey. Q.111. What is the national game? A.112. Hockey. Q.113. What is the national sport? A.114. Ice Hockey. Q.115. What is the national game? A.116. Hockey. Q.117. What is the national pastime? A.118. Hockey. Q.119. What is the national hobby? A.120. Hockey. Q.121. What is the national game? A.122. Hockey. Q.123. What is the national sport? A.124. Ice Hockey. Q.125. What is the national game? A.126. Hockey. Q.127. What is the national pastime? A.128. Hockey. Q.129. What is the national hobby? A.130. Hockey. Q.131. What is the national game? A.132. Hockey. Q.133. What is the national sport? A.134. Ice Hockey. Q.135. What is the national game? A.136. Hockey. Q.137. What is the national pastime? A.138. Hockey. Q.139. What is the national hobby? A.140. Hockey. Q.141. What is the national game? A.142. Hockey. Q.143. What is the national sport? A.144. Ice Hockey. Q.145. What is the national game? A.146. Hockey. Q.147. What is the national pastime? A.148. Hockey. Q.149. What is the national hobby? A.150. Hockey. Q.151. What is the national game? A.152. Hockey. Q.153. What is the national sport? A.154. Ice Hockey. Q.155. What is the national game? A.156. Hockey. Q.157. What is the national pastime? A.158. Hockey. Q.159. What is the national hobby? A.160. Hockey. Q.161. What is the national game? A.162. Hockey. Q.163. What is the national sport? A.164. Ice Hockey. Q.165. What is the national game? A.166. Hockey. Q.167. What is the national pastime? A.168. Hockey. Q.169. What is the national hobby? A.170. Hockey. Q.171. What is the national game? A.172. Hockey. Q.173. What is the national sport? A.174. Ice Hockey. Q.175. What is the national game? A.176. Hockey. Q.177. What is the national pastime? A.178. Hockey. Q.179. What is the national hobby? A.180. Hockey. Q.181. What is the national game? A.182. Hockey. Q.183. What is the national sport? A.184. Ice Hockey. Q.185. What is the national game? A.186. Hockey.



Can't wait to see everyone's
version of Canada.
Bring them for your chance to win!



Treasury Report - Vivian Desrochers

The balances in the accounts are as follows:

| | |
|------------------|-------------|
| General Account: | \$ 3,964.82 |
| Savings Account: | \$ 9,711.39 |
| Raffle Account | \$ 2,895.93 |

Large expenses due in September are:

- Hall rental \$1,800.00
- Insurance \$ 176.29
- CQA Membership \$ 59.32
- Program September \$ 75.00



The hall rental increased considerably, from \$175 per month to \$200. But our wonderful program people kept the cost down for the September and that helps our budget a great deal. Thanks ladies!

I look forward to an exciting and productive year.

Publicity - TBA

Our Guild needs YOU.....



Please consider filling this role!

Get involved in promoting our
awesome guild!



MY "TO DO" LIST FOR TODAY

- Count my Blessings.
- Let go of what I can't control.
- Practice Kindness.
- Listen to my heart.
- Be thankful for what I have.
- Just Breathe.



Community Outreach Coordinator – Vivian Derochers

This is my first year as Outreach Coordinator and I plan to continue the focus on women's shelters. These centers offer much needed help to abused women and their children.

There will be an Outreach sewing day at Trinity United Church in Acton on November 2, 2019, graciously hosted by Ida Jenkins. Details are in the Workshop section. I hope many of you will take part in it as the results will benefit the outreach program. Thank you Ida.

Those of you who attended the June AGM meeting took part in the entertaining fabric game held by Irene Rushworth and Judy Ferguson. This resulted in a paper bag full of Fall themed fabric and a placemat pattern.

*****I know that you have all worked judiciously on completing these placemats and I look forward to collecting them at our September 23rd meeting*****

I look forward to a rewarding year.



Library Report - Jane Symmes

LIBRARY TECHNOLOGY UPDATE!!!

To access the guild's library list these days, take the following steps:

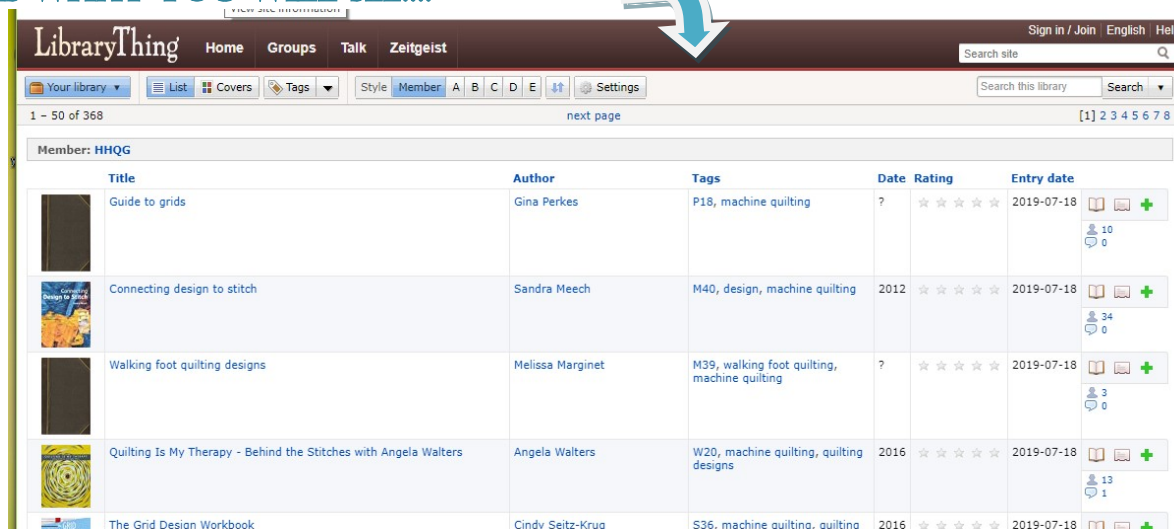
- go to <https://www.hhqg.ca/members-only-area>
 - (if you don't already have a login just follow the prompts to create an account)
- scroll down and click "our library"
- go to <http://www.librarything.com/catalog/HHQG>



- ✓ Each entry has title, author and "tags"
- ✓ The "tags" include subject headings and shelf numbers (A1 etc)
- ✓ The shelf number will let you find the title in the cabinet at the guild meeting
- ✓ Titles are arranged on the shelves alphabetically by author

We will no longer be keeping a paper copy of the of the library list so let me know if you need help accessing the online link!

THIS IS WHAT YOU WILL SEE!!!



The screenshot shows the LibraryThing website interface. At the top, there's a navigation bar with 'LibraryThing' and links for Home, Groups, Talk, and Zeitgeist. A search bar is on the right. Below the navigation bar, there's a section for 'Member: HHQG' showing a list of books. The books are listed in a table with columns for Title, Author, Tags, Date, Rating, and Entry date. Each book entry includes a small thumbnail image, the title, author, tags, date, rating, and entry date. There are also icons for adding books to a collection and a plus sign for more options.

| Title | Author | Tags | Date | Rating | Entry date |
|--|------------------|--|------|--------|------------|
| Guide to grids | Gina Perkes | P18, machine quilting | ? | ☆☆☆☆ | 2019-07-18 |
| Connecting design to stitch | Sandra Meech | M40, design, machine quilting | 2012 | ☆☆☆☆ | 2019-07-18 |
| Walking foot quilting designs | Melissa Marginet | M39, walking foot quilting, machine quilting | ? | ☆☆☆☆ | 2019-07-18 |
| Quilting Is My Therapy - Behind the Stitches with Angela Walters | Angela Walters | W20, machine quilting, quilting designs | 2016 | ☆☆☆☆ | 2019-07-18 |
| The Grid Design Workbook | Cindy Seitz-Krug | S36, machine quilting, quilting | 2016 | ☆☆☆☆ | 2019-07-18 |



Owl BE SEWING

Gina Uncao | 416-723-6312
gina@owlbesewing.ca

Owl Be Sewing
2-118 Inspire Blvd
Brampton Ontario
L6R 3X8
Canada

www.owlbesewing.ca
facebook.com/OwlBeSewing





Clair de Lune QUILTING

Longarm Quilting by Carole Rogers

108 Division St. Unit #6
Rockwood, Ontario N0B 2K0
519-827-5669

clairdelunequilting@gmail.com
www.clairdelunequilting.ca
www.facebook.com/Clairdelunequiltingrockwood

COME JOIN US UPCOMING EVENTS...



Guest Speaker

Introducing
Laura Ann Coia
from SewVeryEasy

"It's all about sharing knowledge, and connecting with people all over the world, who love the art of sewing/ quilting. There's nothing more special than custom making a sewn item for a friend, family member or loved one – and that of course, includes yourself!"

<https://www.youtube.com/user/SewVeryEasy/about>

You see her on [YouTube](#) sharing tips and instructional videos...making projects 'sew Very easy!!!!

You are invited to the Halton Hills Quilter's Guild
to see Laura Coia IN PERSON!



Location: Hillcrest United Church
8958 Trafalgar Rd., N of Steeles Ave.
When: November 25, 2019
Time: 7:00 PM
Cost: \$10.00 for guests; members free

Any questions, contact: www.hhqg.ca



2019 Fall Fairs



The Halton Hills Quilters' Guild sponsors three Fall Fairs, Milton, Georgetown & Acton for a total of \$300. This money goes towards prize money in the Halton Hills Quilters' Guild category. At these Fairs there is some representation of our members but it would be nice if a few more of our members were represented. Think about entering items in the Fairs. It is also a great way to keep the art of Quilting represented in the community.

www.actonfair.ca/ (Acton Agricultural Society) – Sept 20, 21, 22, 2019

Theme "Weather" - entry deadline Sept 13 – Prize book on-line (click on book cover)

www.miltonfair.com/ (Halton Agricultural Society) – Sept 27, 28, 29, 2019

Theme "Pumpkins and Scarecrows" - entry deadline Sept 16 – Prize book on-line

- | | | |
|-----------|--|---|
| Oct 19-20 | 2019 Quilted Odyssey Exhibition Brampton Quilters' Guild Presents: www.bqguild.wordpress.com | Brampton Fairgrounds, 12942 Heart Lake Rd., Caledon, |
| 2020 | CQA/ACC Member Guild Challenge THEME Gateway to Adventure Guilds wishing to enter the challenge must advise their intent to enter via email by March 1, 2020 | |
| 2020 | CQA/ACC 2020 QUILTED POSTCARD CHALLENGE THEME: Inspired By Nature! All postcards received after May 1, 2020, are welcome, but no longer eligible for judging. | |

June AGM
- Photos by Anne Balanyk



June - Show and Share
- Photos by Anne Balanyk



June Show & Share
- Photos by Anne Balanyk

